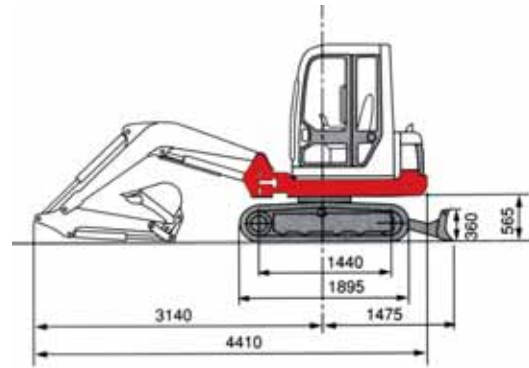
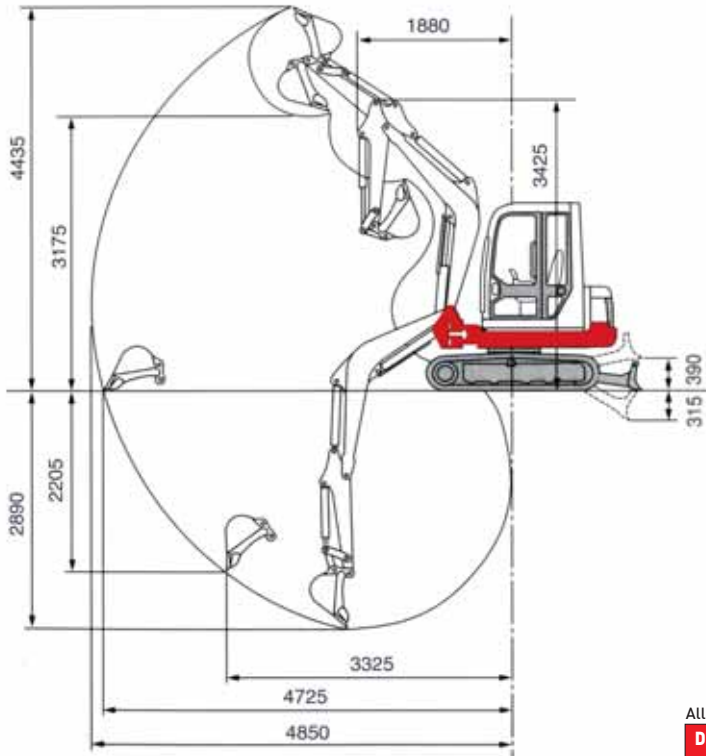
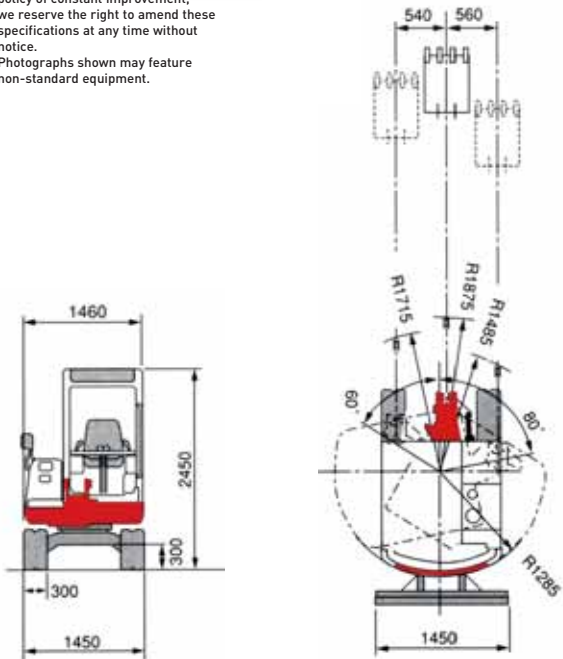


# TB125

## OPERATING RANGE



In accordance with our established policy of constant improvement, we reserve the right to amend these specifications at any time without notice. Photographs shown may feature non-standard equipment.



All Dimensions unless otherwise stated are in millimeters

DIMENSIONS & WEIGHT		OPERATING INFORMATION	
Operating Weight (kg)	2800	Max. Dig Depth	2890
Length (transport)	4410	Max. Dump Height	3175
Width	1450	Max. reach at ground level	4725
Height	2450	Max. Vertical Dig Depth	2205
Ground Clearance	300	Max. Bucket Dig Force (Kn)	20.6
Min front swing radius (80° boom swing)	1485	Max. Arm Dig Force (Kn)	14.7
Tail swing radius	1285	<b>UNDERCARRIAGE</b>	
Dozer Blade (wxh)	1450x360	Traction Motor	Axial Piston
<b>ENGINE</b>		Traction Drive	Planetary
Make/Model	Yanmar/3TNE82A	Traction Brake	Disc
Rated Output/RPM	16.8kW/2300	Track Width	300
Maximum Torque	84.3Nm	Ground Contact Length	1440
Cylinders/Displacement	3/1330cc	Ground Pressure (kpa)	29.3
Electrical System	12volt 40amp	Travel Speed (K/ph)	2.7/4.8
<b>SWING SYSTEM</b>		Maximum Gradeability	30°
Boom Swing angle (L/R)	80°/60°	<b>HYDRAULIC SYSTEM</b>	
Slew Speed (rpm)	9.6	Set Pressure (bar)	210
Slew Motor	Axial Piston	Pump Type	Variable(P1+P2)+Gear(P3+P4)
Slew Brake	Disc	Hydraulic Flow (l/min)	29x2+19.8+10.4
		Auxiliary Flow (l/min)	48.8
		<b>CAPACITIES (l)</b>	
		Hydraulic system	74
		Fuel tank	51
		Engine Lubrication	5.0
		Cooling System	5.4

# TAKEUCHI

Takeuchi Mfg (UK) Ltd, Lynroyle Way, Rochdale, Lancs OL11 3EX Tel: 01706 657722 Fax: 01706 657744

e-mail: sales@takeuchi-mfg.co.uk www.takeuchi-mfg.co.uk

Southern Office at Thatcham, Newbury Tel: 01635 877 196 Fax: 01635 877 195

# TB125

FULLY HYDRAULIC COMPACT EXCAVATOR



**TAKEUCHI**

TAKEUCHI

# THE HIGHLY TB125 MINI B



## EASY ENGINE ACCESS AND MAINTENANCE

Takeuchi's most popular model, the TB125 offers operators performance and comfort at the most competitive weight of 2800Kg. With two speed travel on rubber tracks and a fully fitted cab which includes AM/FM radio and heater, the TB125 also has a fully tilting cab for superb access and maintenance.

Just look at the list of standard features and compare them to the competition - no contest! plus legendary Japanese build quality means reliability second to none.



# VERSATILE EXCAVATOR



**SUPERB  
OPERATOR  
COMFORT**



## STANDARD FEATURES

- Tilttable TOPS/FOPS cab
- Electrohydraulic push button control of auxiliary hydraulics
- Emergency engine shutdown/return-to-idle system
- Electronic engine monitoring system
- Cast iron, wrap around protective counterweight
- Steel Engine Cover
- Automatic fuel bleed system
- Variable displacement piston pumps
- One touch engine decelerator
- Safety lockout lever for travel and operating controls
- Remote slew lubrication system
- Two speed travel
- Two-way auxiliary hydraulics plumbed to dipper arm
- Double flanged track rollers
- Spring applied, hydraulically released disc type slew and parking brakes
- Precise response, proportional main control valves
- Simultaneous operation of cab swing and two digging functions with no reduction in speed
- Straight travel with simultaneous operation of digging and swing functions
- Cushioned main boom, arm and swing cylinders
- Hydraulic oil cooler
- Protective routing of bucket and arm cylinder hydraulic hoses
- Pilot operated joystick controls with armrest
- Main boom cylinder guard
- Low noise level and EPA exhaust emission compliant engine
- Engine oil 'Safedrain' system
- Fully adjustable suspension seat with retractable seat belt
- Vandalism protected lockable fuel tank and engine compartment
- Lockable operator's manual and storage compartments
- Boom mounted work lights
- Short pitch rubber tracks

## OPTIONS

- 12 Month Warranty
- TKB101 Hydraulic Breaker
- Steel tracks
- Auger
- QuickHitch